GEOMETRIC FUTURE
SIMPLIFY YOUR FUTURE



# SQUAMA 2501

High-performance entry-level

Squama 2501,High-performance entry-level low noise fan

## SPECIFICATIONS

| Package | Single Pack | Triple package |
|---|---|---|
| Type | Squama 2501 | Squama 2501 |
| Fan Dimensions (L*w*h)mm | 120 x 120 x 25mm | 120 x 120 x 25mm |
| Color | BLACK | BLACK |
| Materials | PBT\PC | PBT\PC |
| Speed Mode | 2000RPM(max) | 2000RPM(max) |
| Airflow (Cfm) | 80.81 CFM | 80.81 CFM |
| Air Pressure (Mmh2o) | 2.78 $mmH_2O$ | 2.78 $mmH_2O$ |
| Noise Level (Dba) | 34.2 dBA (max) | 34.2 dBA (max) |
| Motor Rated Voltage (V) | 12V | 12V |
| Motor Rated Current(A) | 0.36A | 0.36A |
| Argb Rated Voltage (V) | 5V | 5V |
| Argb Rated Current(A) | 0.18A | 0.18A |
| Argb Rated Power(A) | 0.9W | 0.9W |
| Led Interface | 3-PIN | 3-PIN |
| Power Interface | 4-PIN | 4-PIN |
| Packing Content | Squama 2501 Fan x 1<br>Screws x 4<br>PWM extension cord x 1<br>ARGB extension cord x 1 | Squama 2501 Fan x 3<br>Screws x 12<br>PWM extension cord x 3<br>ARGB extension cord x 3 |
| Warranty | Two-year Limited Warranty | Two-year Limited Warranty |




GEOMETRIC
FUTURE
SQUAMA 2501

## PARTS KIT INCLUDES

### Single Pack

- Squama 2501B Fan x 1
- Screws x 4
- PWM  extension cable x1
- ARGB  extension cable x1



## Triple Pack

- Squama 2501B Fan x 3
- Addressable RGB controller x 1
- Screws x 12
- PWM extension cable x3
- ARGB extension cable x3

## Fans/ARGB Cable Connecting to the motherboard




## ARGB One-Click Controller Installation

If your motherboard does not support ARGB effect,you could use the included ARGB One-Click Controller to connect to your PSU’ s SATA cable and the Addressable Cable in order to use the different of lighting effects.

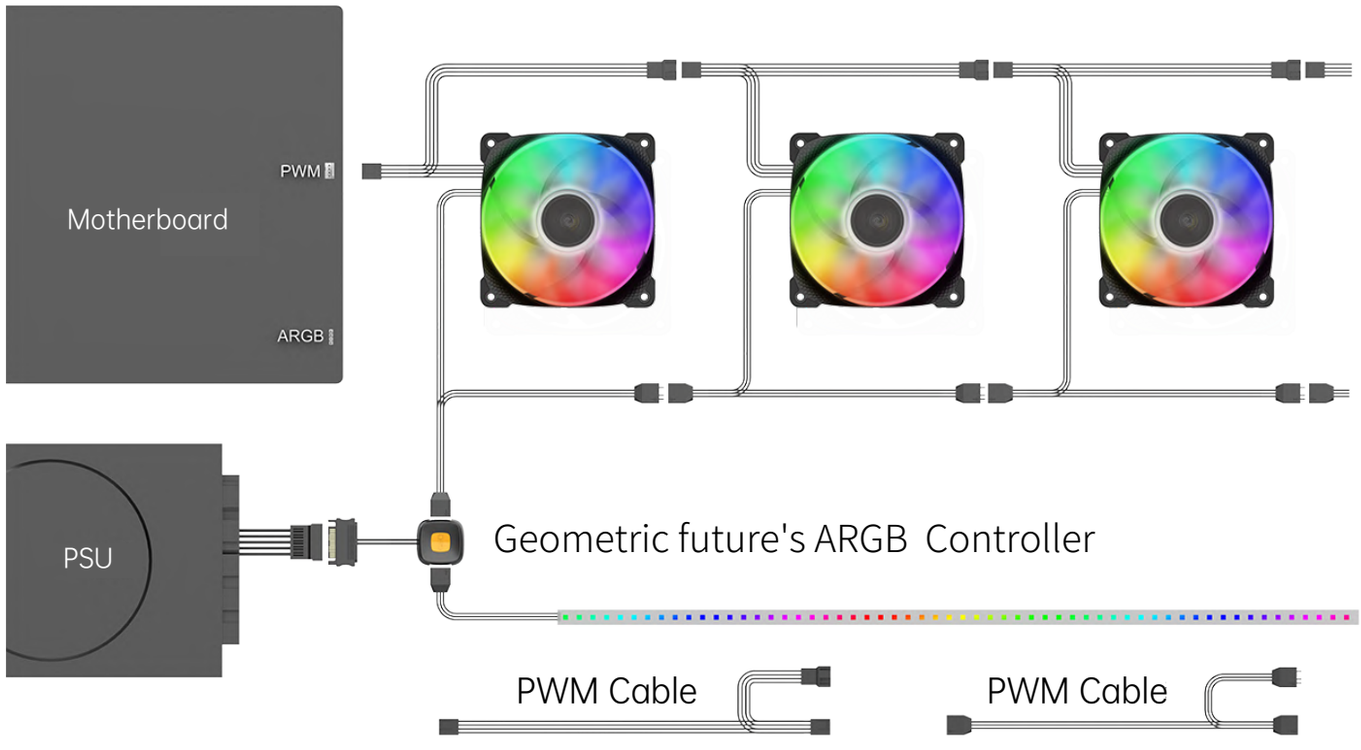

## Tap the button to change the lighting modes which is as shown in the below.(Hold the button to turn on or off the lights.)

| | | | |
|---|---|---|---|
| 1 | GEOMETRIC FUTURE yellow and orange is recommended | | |
| 2 | Single color gradient | 5 | Lighting Form:Red, green, blue, yellow, purple, white |
| 3 | Colorful gradient | 6 | Breathing:Red, green, blue, yellow, purple, white |
| 4 | Colorful flow | 7 | Flow: Red, green, blue, yellow, purple, white |

## PRECAUTIONS

GEOMETRIC
FUTURE
SQUAMA 2501

**1.** Install in accordance with the user manual' s instructions.
**2.** Please wear electrostatic discharge (ESD) rings and protective gloves when installing the PC.The products or components to be operated by power supply must be connected in the correct way and line sequence. Otherwise, hardware such as the computer motherboard may be burned down and personal injury may occur.
**3.** Do not use this product for any purpose other than the specified ones, and do not modify this product to avoid failure and damage to the product and related components.

**4.** To move the product and its contents, please remove all components of the product before operation to avoid damage to the product and related components,even more personal injury.
**5.** If you encounter any questions about product assembly or use, please consult the official customer service in time to obtain correct guidance before operation.
**6.** If the product and components are damaged due to unauthorized assembly,you will pay for the repair and the replacement for the components.
**7.** Do not insert foreign materials into the fan blade, so as not to damage the normal operation of the product.

**8.** Do not modify the original fan/pump cable and port in order to avoid short circuit which may burn down the products.
**9.** Do not touch the impeller while the fan is running to avoid injury or damage to the product.
**10.** Please only use this product in a computer case and keep this product away from any liquids.